



COMMONWEALTH OF VIRGINIA

Commission on Youth



Evaluating the Effectiveness and Efficiency of Virginia's Juvenile Detention Centers

Advisory Group Meeting

Roanoke, Virginia

July 26, 2022

Elizabeth Spinney

Update Since Last Meeting

- Attended Virginia Juvenile Detention Association (VJDA) Meeting (June 2).
- Developed and administered survey.
- Received completed surveys from 22 of 24 detention homes.
- Conducted 4 key stakeholder interviews.
- Requested DJJ data.

Detention Home Directors' Perspectives from VJDA Meeting

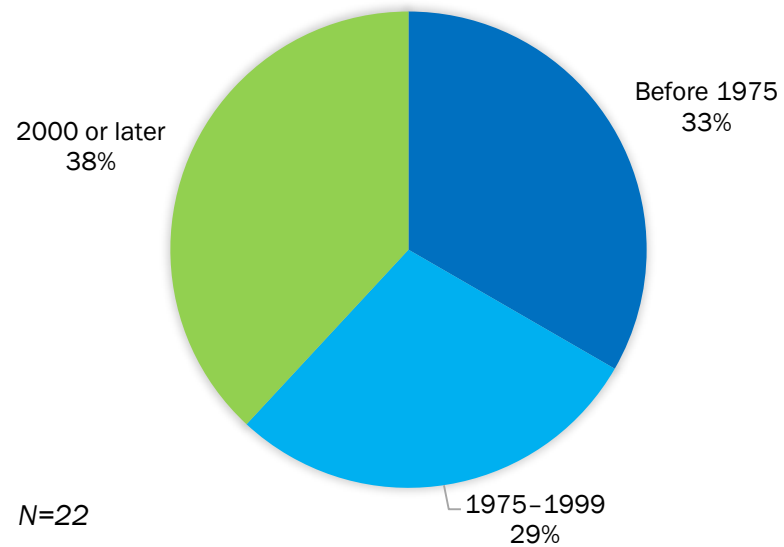
- Members felt strongly that the JLARC report overestimated the amount of money to be saved from consolidation.
- They also felt that some of the metrics being used to define the problem are not relevant.
- They expressed concern that there may be unintended consequences for consolidation.
- They emphasized that the needs of youth have increased over time.
- They felt that the number of facilities is not a problem.

Detention Home Director Survey

Preliminary Results

Physical Facility Information

Year that facilities were built



Maintenance and improvement needs

- HVAC
- Cameras and security systems
- Roof replacement
- Plumbing
- Furniture
- Padding on walls
- Technology, software, data management
- Other

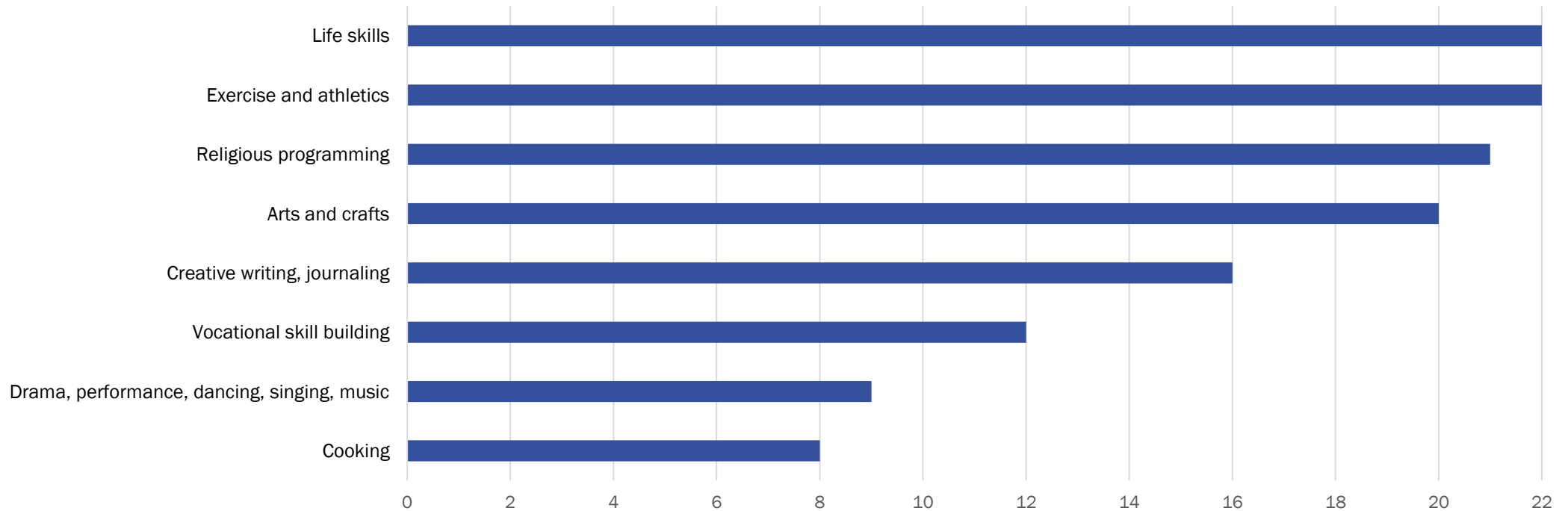
Detention Center	Overall Capacity	2021 Operational Capacity	2021 ADP	2021 Detainments
Blue Ridge	40	40	9	63
Chesapeake	100	100	34	248
Chesterfield*	90	48	13	158
Crater	22	22	7	67
Fairfax*	121	55	21	269
Henrico	20	20	10	237
Highlands	35	34	8	117
James River	60	60	19	28
Loudoun	24	24	4	62
Lynchburg*	48	41	12	136
New River Valley	24	16	7	60
Newport News	110	110	29	287
Norfolk	80	80	28	187
Northern Virginia	70	70	10	87
Northwestern	32	32	9	195
Piedmont	20	20	6	43
Prince William	72	72	9	125
Rappanhannock	80	60	13	179
Roanoke Valley	81	81	7	163
Shenandoah Valley*	58	44	10	170
Virginia Beach	90	90	29	209
W.W. Moore, Jr.	60	60	14	132

Changing Role of Detention Centers

- “We used to be a warehouse with incorrigible kids. We were just holding kids, and we averaged much higher numbers. There were no mental health services or anything therapeutic. It was just about keeping them safe and getting them to court. Now we have professional staff and therapeutic programming.”
- “I’m proud of the work we do across the state.”
- “We’re seeing more anxiety disorders and greater mental health needs.”
- “Our education is even better than the local school.”
- “We help them get the services they need.”
- “Their mental health needs are not being addressed in the community. They are finally being addressed here.”
- Post-D treatment includes: Moral Reconciliation Therapy, Aggression Replacement Therapy, Substance abuse treatment, Dialectical Behavior Therapy, and individual counseling.

Programming in Detention

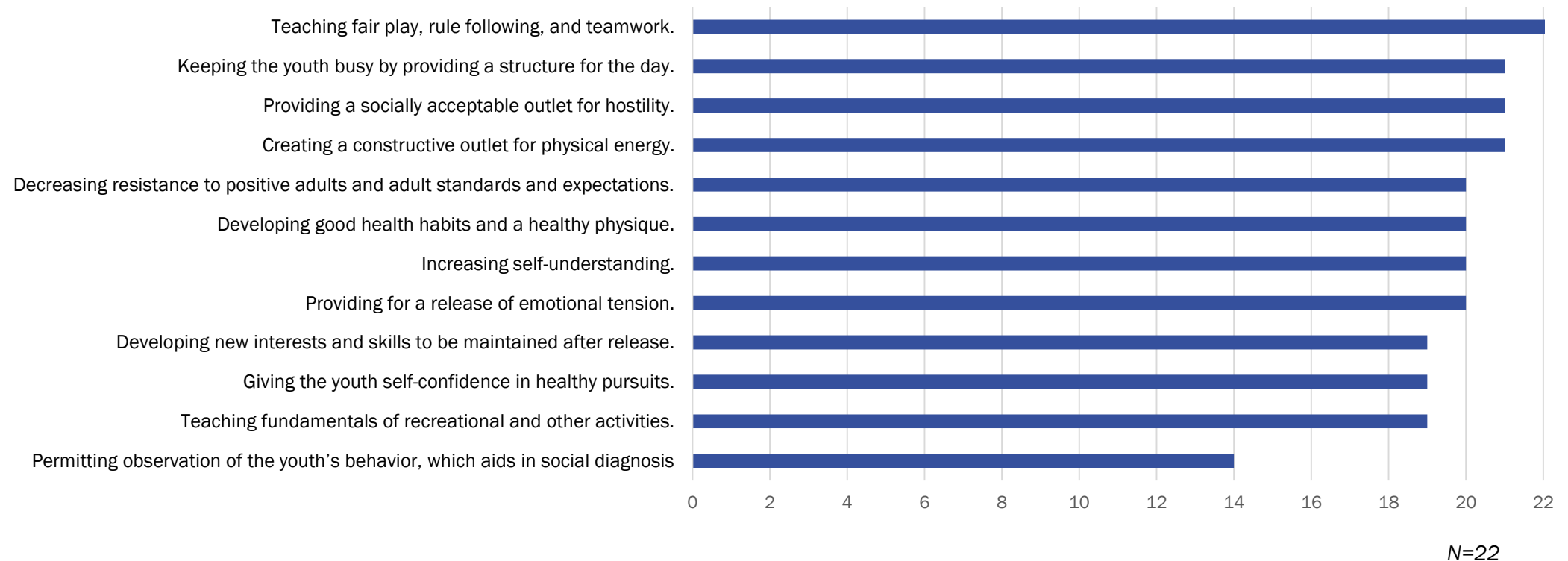
What non-treatment programming is available for youth in your program?



N=22

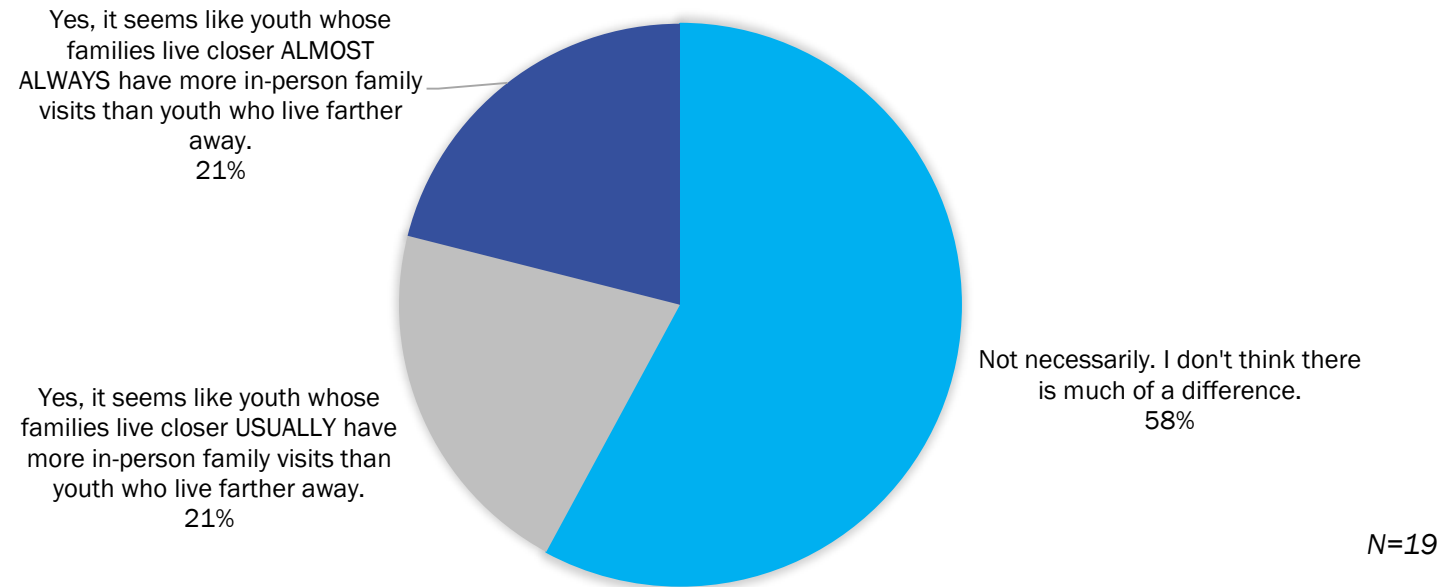
Purpose of Programming

What is the purpose of your non-treatment, general programming?



Family Visits

Do youth whose families live closer to the facility get more family visits than youth with families who live farther away?

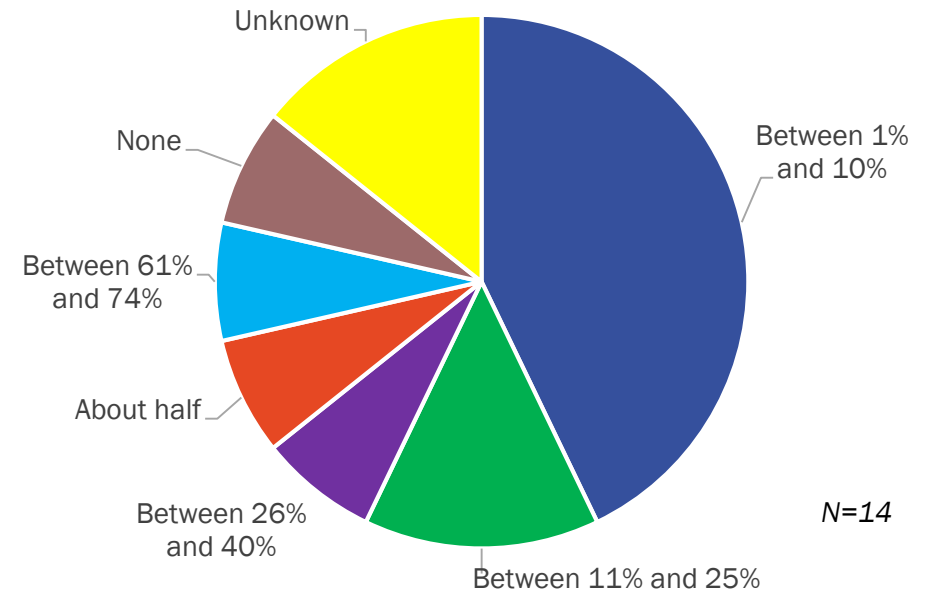


Programs Run by Community-based Groups

One of the benefits of detention homes being close to a youth's community is the potential for consistency in service providers.

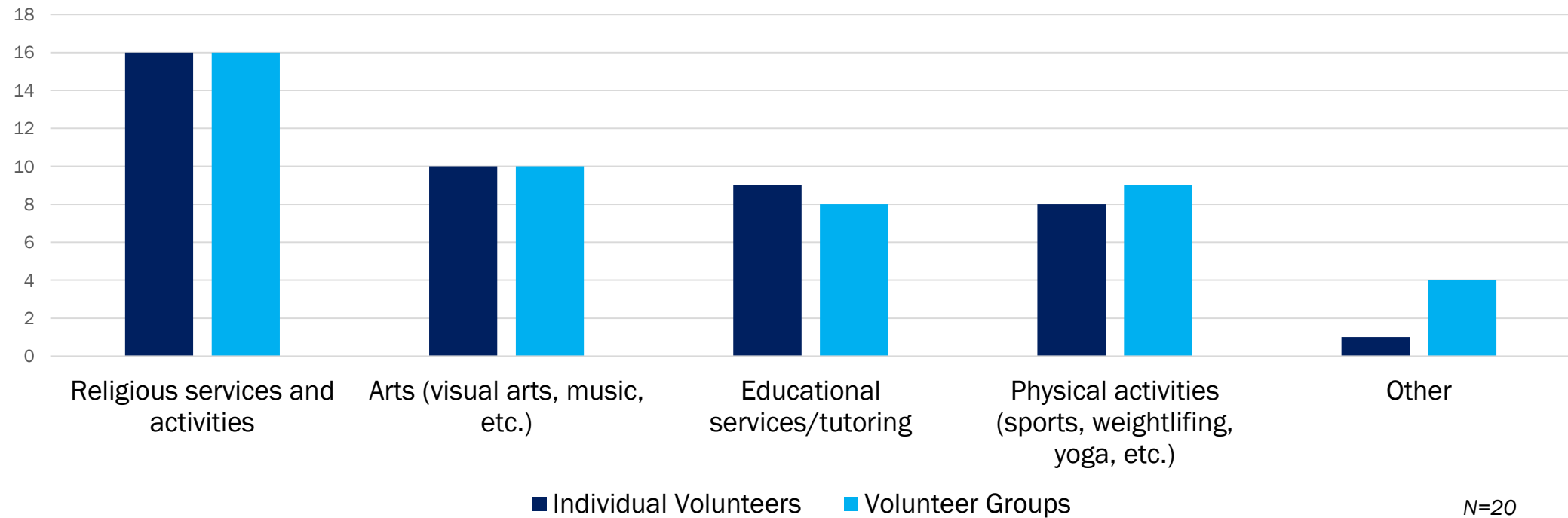
64 percent of respondents said that there were programs in their facilities that were run by community-based groups.

What percentage of these youth continue receiving services from these community-based programs when they return to their home communities?



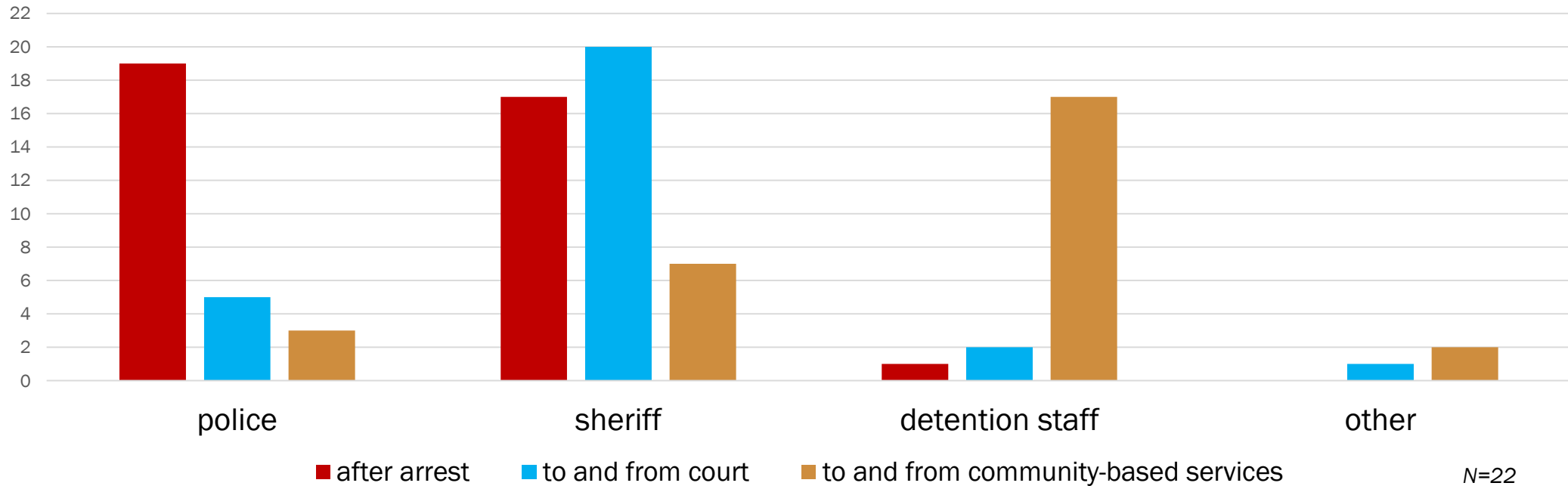
Individual and Group Volunteers

What do your individual volunteers and volunteer groups (from the nearby community) do?



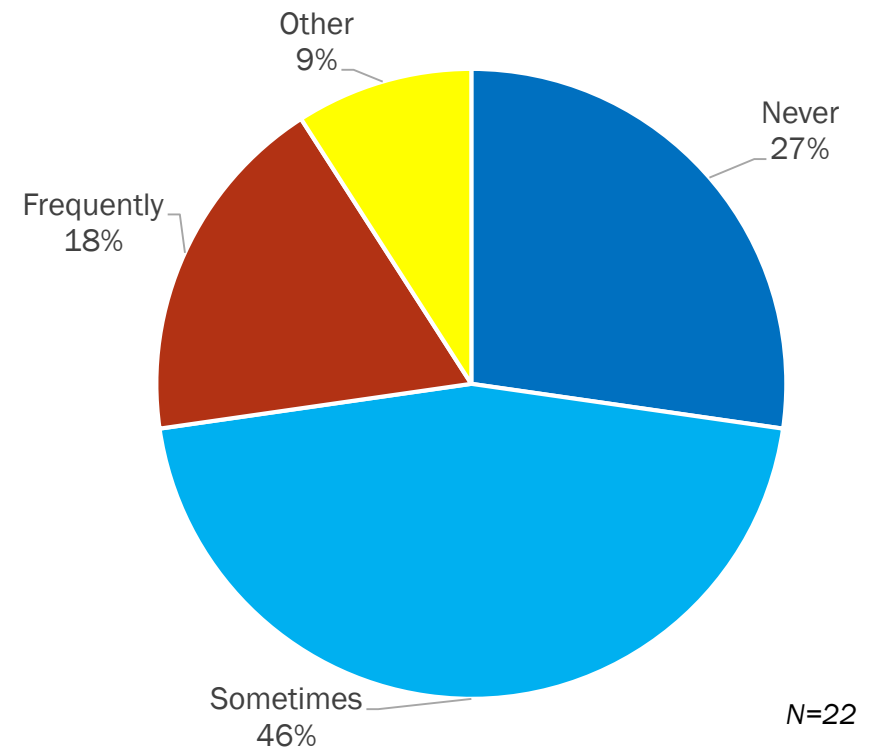
Transportation to and from Detention

Who is responsible for transportation of youth after arrest, to and from court, and to and from community-based services?



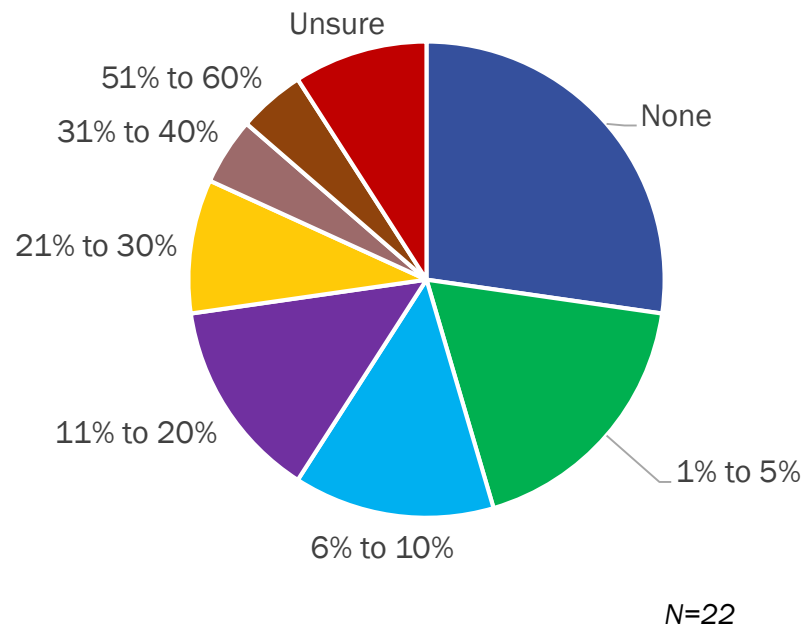
Appropriateness of Detention Placements

Are there youth placed in your facilities that are **not** public safety risks but instead in need of mental health or other services and placed in your facility for reasons other than public safety or a flight risk for appearing in juvenile or criminal court?



Alternatives to Detention

What percentage of youth in your facility would be better served somewhere else?

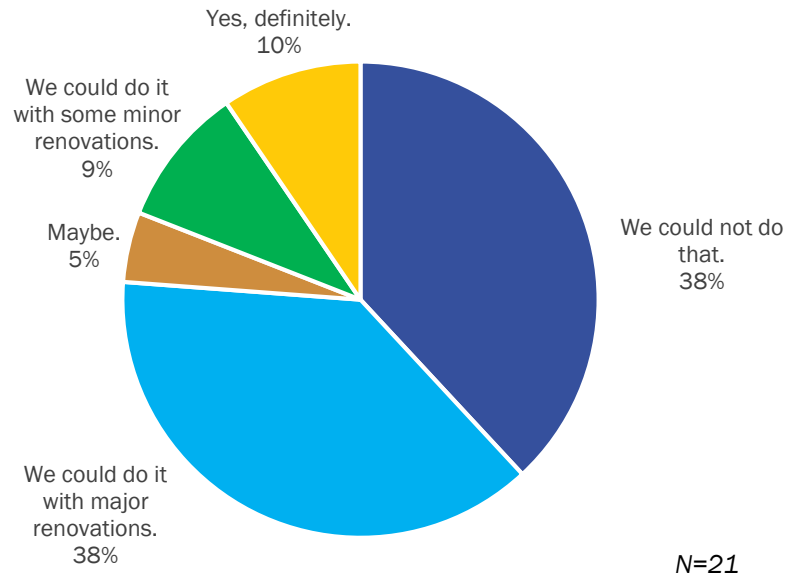


Where would these youth be better served?

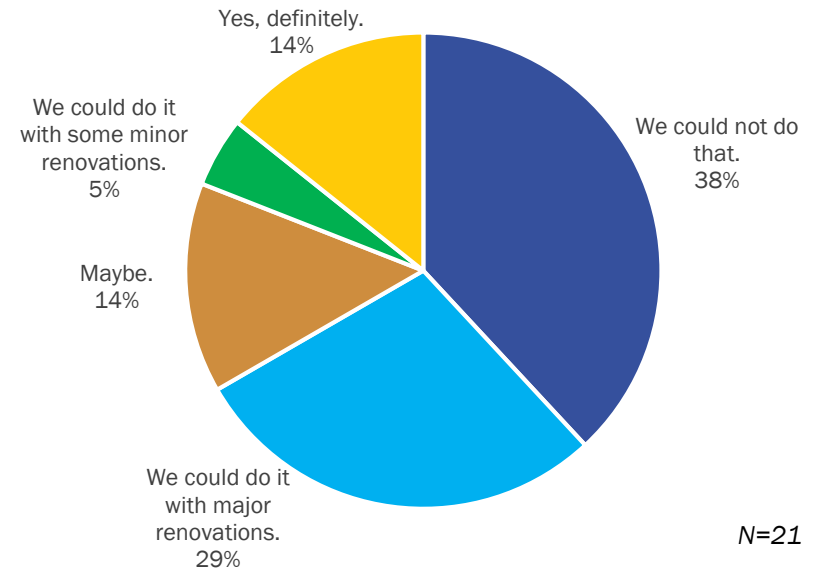
- Residential program specializing in mental health.
- Residential program specializing in substance use.
- Residential program specializing in child welfare.
- Community-based program.
- N/A – This is the best place for them.

Potential Additional Uses for Detention Homes

Might your detention center have the space to provide **additional residential programming** for youth who do not need secure detention (and where they would NOT comingle with the juvenile justice population)?



Might your detention center have the space to provide **additional community-based programming** for youth who do not need secure detention (where they would NOT comingle with the detained juvenile justice population)?



Additional Data Gathering and Analysis to Complete

- More information on transportation costs.
- Additional analysis of survey responses (e.g., family visitation policies, facility space, transportation).
- Additional interviews.
- Analysis of updated detention cost and detention utilization data.
- Analysis of youth home zip codes.
- Research on best practices and lessons learned from other states.
- Better understanding of increasing needs of youth over time.



Presentation available at:

<http://vcoy.virginia.gov>

(Under meetings tab)

contact: espinney@vcoy.virginia.gov