

*“Strengthening Families  
for a Better Community”*

# ***Fathers and Families: What's Missing and What Works***

- Truin Huntley Executive Director
  - Bob Ruthazer, CFLE, Founder & Programs Director
  - LeMar Bowers, Fatherhood and Urban Programs Educator
- Donald R. Stern, M.D.,M.P.H., Director, Richmond City Health District, VDH

April 2, 2013

# Introduction

- Purpose of this presentation
  - Why family fragmentation is an issue
    - Children
    - Community & Health
  - What can be done to strengthen families
  - Recommendations for the Commission/Community
- Introduction of speakers



Search

VDH Programs

Find It! A-Z Index

Newsroom

Local Health Districts

Contact Us

Updated: 04-Apr-2008



VDH Homepage

[<<Health Statistics Home Page](#)

[FAQ](#)

[Statistical Reports and Tables](#)

[Helpful Links](#)

[Contact Us](#)

## Health Statistics/Statistical Reports and Tables

### Health Profile, Richmond City, 2006

Vital Event	Virginia	Planning District 15	Richmond City
Total Live Births	106,474	12,940	3,032
Birth Rate/1,000 Estimated Population	13.9	13.7	15.7
Non-Marital Births	36,290	4,795	1,892
Percent Non-Marital Births	34.1	37.1	62.4
Low Weight Birth (<2,500 grams)	8,883	1,144	352
Low Weight Birth Percent of Total Births	8.3	8.8	11.6
Began Care in First 13 Weeks	88,867	11,638	2,649
Percent Began Care in First 13 Weeks	83.5	89.9	87.4
Induced Terminations of Pregnancy	27,024	4,695	2,736
Natural Fetal Deaths	6,918	1,113	335
Total Teenage Pregnancies	13,704	1,943	886
Preg Rate/1,000 Pop Ages 10-19	27.3	30.2	68.8
Pregnancies Ages<15 yrs	278	42	26
Preg Rate/1,000 Pop Ages<15	1.1	1.4	4.9
Pregnancies Ages 15-17	3,918	595	289
Preg Rate/1,000 Ages 15-17	25.3	29.8	88.6
Pregnancies Ages 18-19	9,508	1,306	571
Preg Rate/1,000 Ages 18-19	91.6	98.1	133.5
Total Infant Deaths	760	90	41
Infant Death Rate/1,000 Live Births	7.1	7.0	13.5
Total Deaths for All Ages	57,409	7,362	2,062
Death Rate/1,000 Estimated Pop (All Ages)	7.5	7.8	10.7
Death Rate/100,000 Estimated Pop (Cause of Death)	751.1	779.2	1,068.9
Diseases of Heart	13,929	1,605	451
Diseases of Heart Rate/100,000	182.2	169.9	233.8
Malignant Neoplasms	13,748	1,784	449
Malignant Neoplasms Rate/100,000	179.9	188.8	232.7
Cerebrovascular Diseases	3,513	471	136
Cerebrovascular Diseases Rate/100,000	46.0	49.9	70.5

Percent Began Care in First 13 Weeks	83.5	89.9	87.4
Induced Terminations of Pregnancy	27,024	4,695	2,736
Natural Fetal Deaths	6,918	1,113	335
Total Teenage Pregnancies	13,704	1,943	886
Preg Rate/1,000 Pop Ages 10-19	27.3	30.2	68.8
Pregnancies Ages<15 yrs	278	42	26
Preg Rate/1,000 Pop Ages<15	1.1	1.4	4.9
Pregnancies Ages 15-17	3,918	595	289
Preg Rate/1,000 Ages 15-17	25.3	29.8	88.6
Pregnancies Ages 18-19	9,508	1,306	571
Preg Rate/1,000 Ages 18-19	91.6	98.1	133.5
Total Infant Deaths	760	90	41
Infant Death Rate/1,000 Live Births	7.1	7.0	13.5
Total Deaths for All Ages	57,409	7,362	2,062
Death Rate/1,000 Estimated Pop (All Ages)	7.5	7.8	10.7
Death Rate/100,000 Estimated Pop (Cause of Death)	751.1	779.2	1,068.9
Diseases of Heart	13,929	1,605	451
Diseases of Heart Rate/100,000	182.2	169.9	233.8
Malignant Neoplasms	13,748	1,784	449
Malignant Neoplasms Rate/100,000	179.9	188.8	232.7
Cerebrovascular Diseases	3,513	471	136
Cerebrovascular Diseases Rate/100,000	46.0	49.9	70.5
Chronic Lower Respiratory Diseases	2,683	326	57
Chronic Lower Respiratory Diseases Rate/100,000	35.1	34.5	29.5
Unintentional Injury	2,665	343	111
Unintentional Injury Rate/100,000	34.9	36.3	57.5
Diabetes Mellitus	1,627	203	72
Diabetes Mellitus Rate/100,000	21.3	21.5	37.3
Alzheimer's	1,568	206	27
Alzheimer's Rate/100,000	20.5	21.8	14.0
Nephritis and Nephrosis	1,397	217	66
Nephritis and Nephrosis Rate/100,000	18.3	23.0	34.2
Pneumonia and Influenza	1,277	149	40
Pneumonia and Influenza Rate/100,000	16.7	15.8	20.7
Septicemia	1,254	205	66
Septicemia Rate/100,000	16.4	21.7	34.2
Suicide	869	119	24
Suicide Rate/100,000	11.4	12.6	12.4
Chronic Liver Disease	563	80	20
Chronic Liver Disease Rate/100,000	7.4	8.5	10.4
Pneumonitis Due to Solids and Liquids	561	97	32
Pneumonitis Due to Solids and Liquids Rate/100,000	7.3	10.3	16.6
2006 Census Population	7,642,884	944,820	192,913
Females Ages 10-19 Population	502,344	64,377	12,887





Richmond Family &  
Fatherhood Initiative

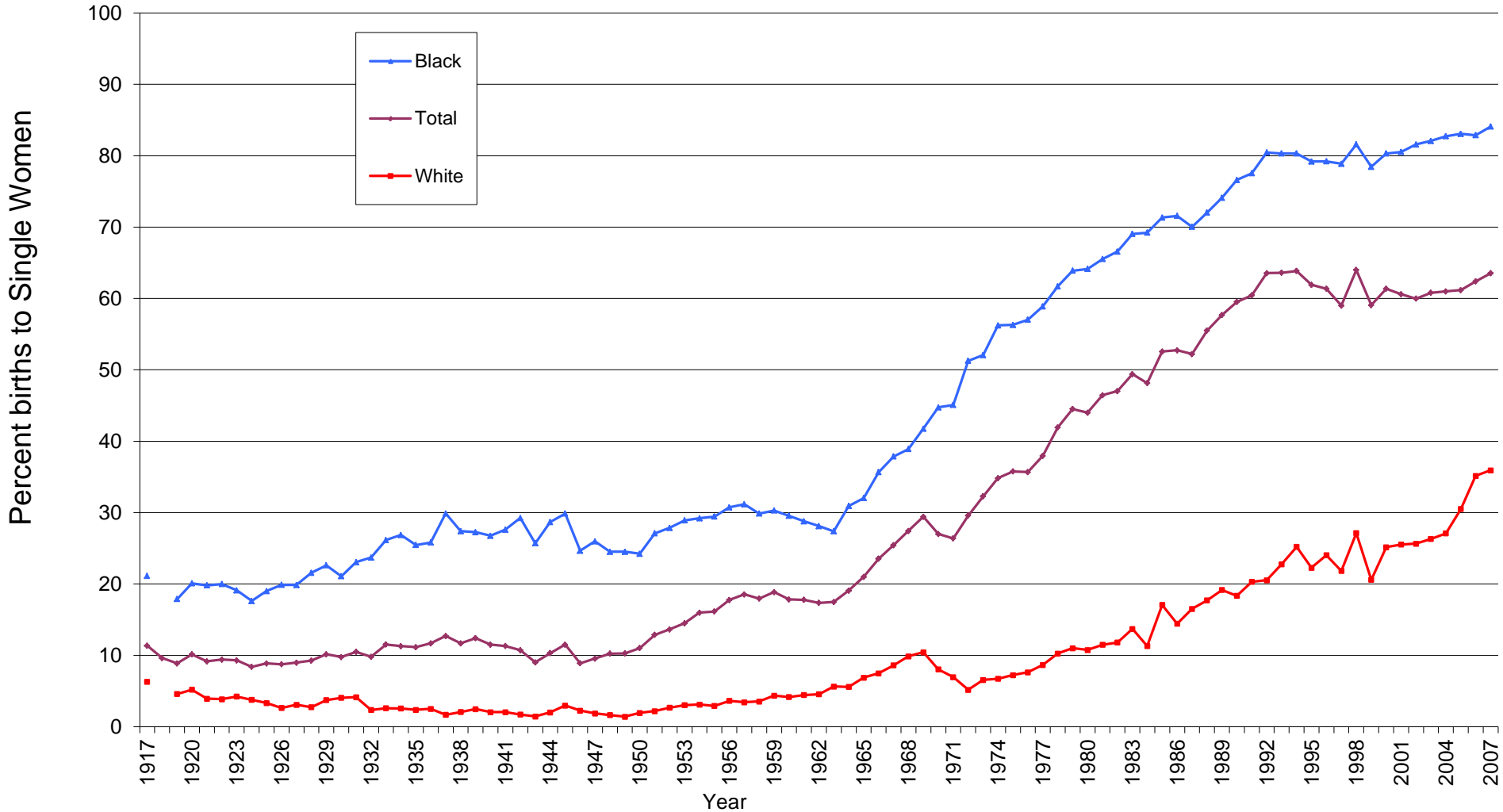
# Richmond City Pregnancy Outcomes 2011

- Total Pregnancies ----- 5773
- Live Births ----- 2981
  - Births to single women----- 64%
- Induced Terminations ---- 2492
- Fetal Deaths ----- 300

Source: VDH Center for Vital Records and Health Statistics



# Percent All Births to Single Women Richmond City, VA



Percent non-marital births (PNMB) was calculated as number of non-marital births divided by total number of live births; e.g., Among black non-marital births (NMB), the Black PNMB=(# NMB to black women)/(Total # live births to black women)\* 100.



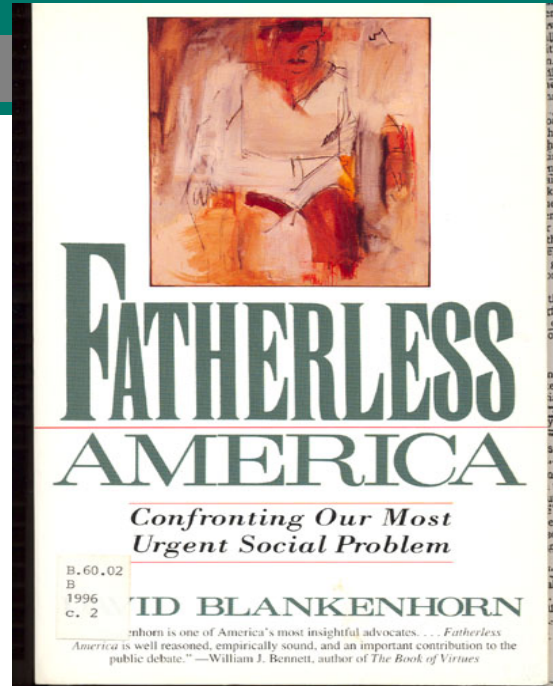
Richmond Family &  
Fatherhood Initiative

# A Child Born in Richmond City

Is very likely to be born:

- To a single mother
- Who is 20 Years of Age or Older

## Where is dad?





# Richmond plans new jail



2006, EVA RUSSO/TIMES-Dispatch

Many inmates at the Richmond City Jail play cards to combat monotony. The jail, built to hold 882 inmates, now holds about 1,500.

# Family instability and father absence is a statewide issue.

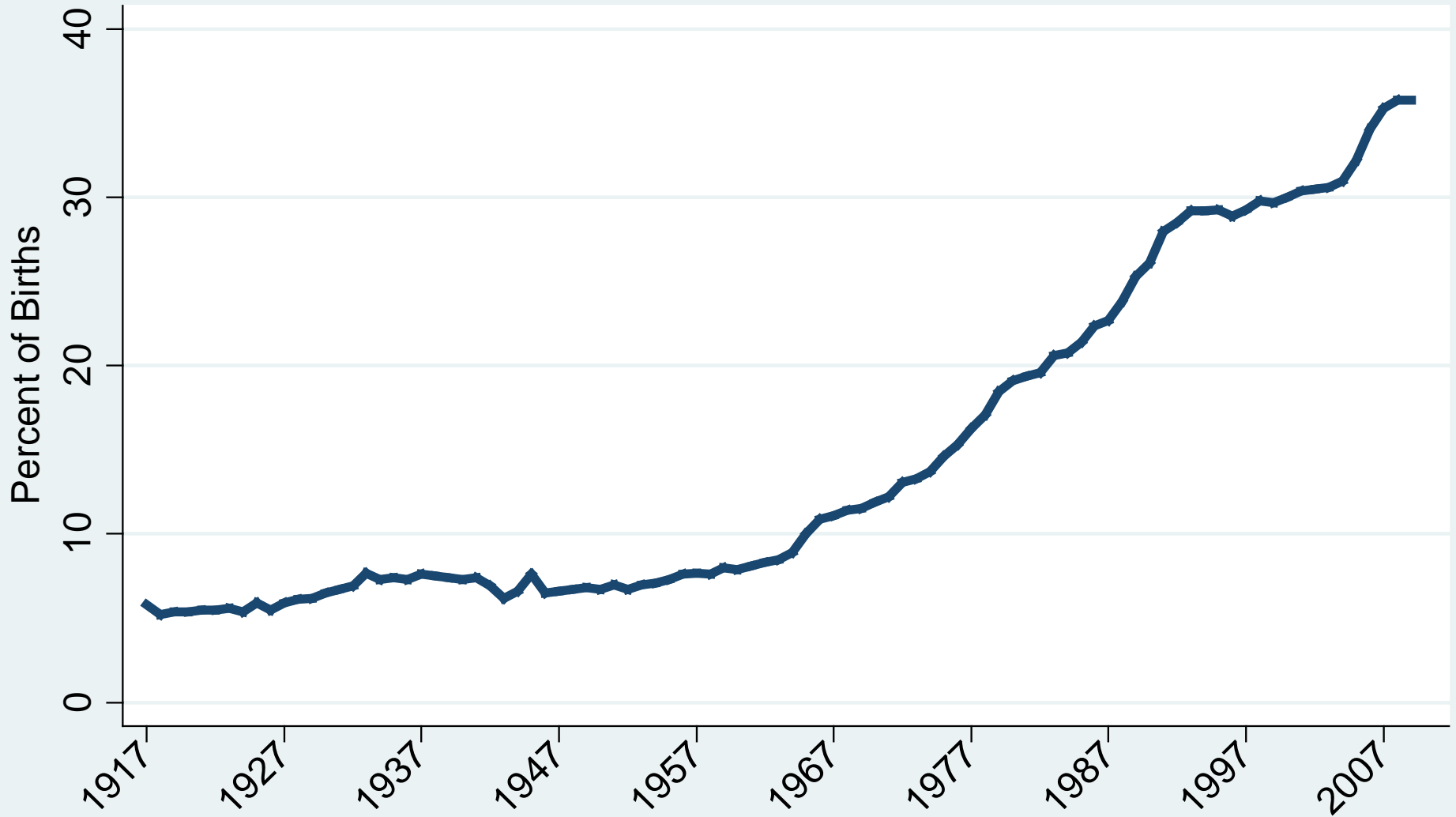
**Families need strengthening with new efforts at upstream prevention.**

**Consider stats from the most recent statistical year:**

- Single Parent Births
  - In Virginia, 36,532 babies were born to single moms. (35.5%)
  - In the City of Richmond, 1,908 babies were born to single moms. (64.5%)
- Marriage vs. Divorce
  - In Virginia, there were 54,465 marriages and 30,011 divorces.
  - In the City of Richmond, there were 1,802 marriages and 988 divorces.
- Children of Divorce
  - In Virginia, 12,676 of the divorces involved at least one child.
  - In the Richmond area, 1,511 of the divorces involved at least on child.

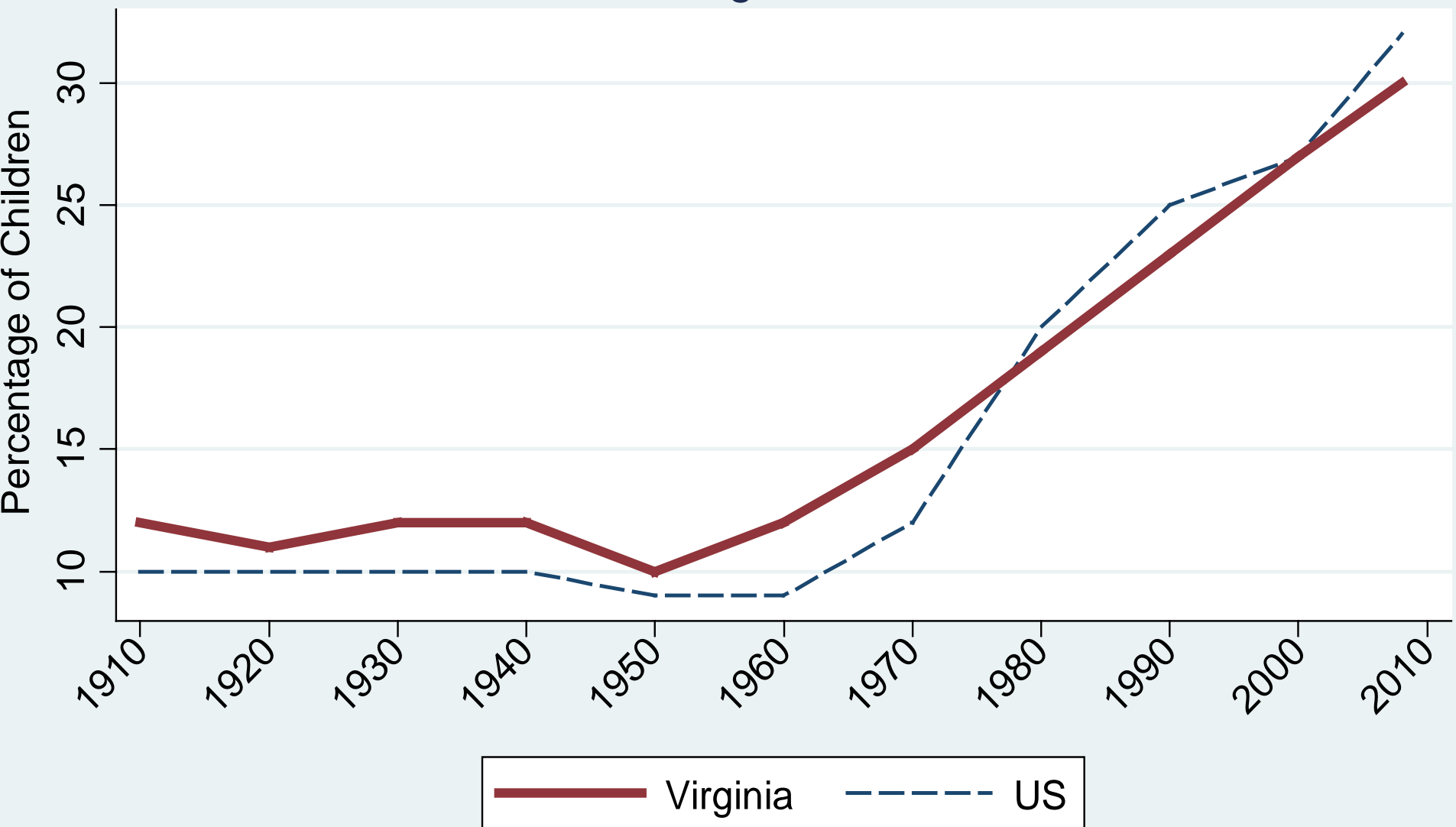
# Percent of Births That are to Single Mothers

Virginia: 1917 - 2009



Source: VDH, Division of Health Statistics, December 2010

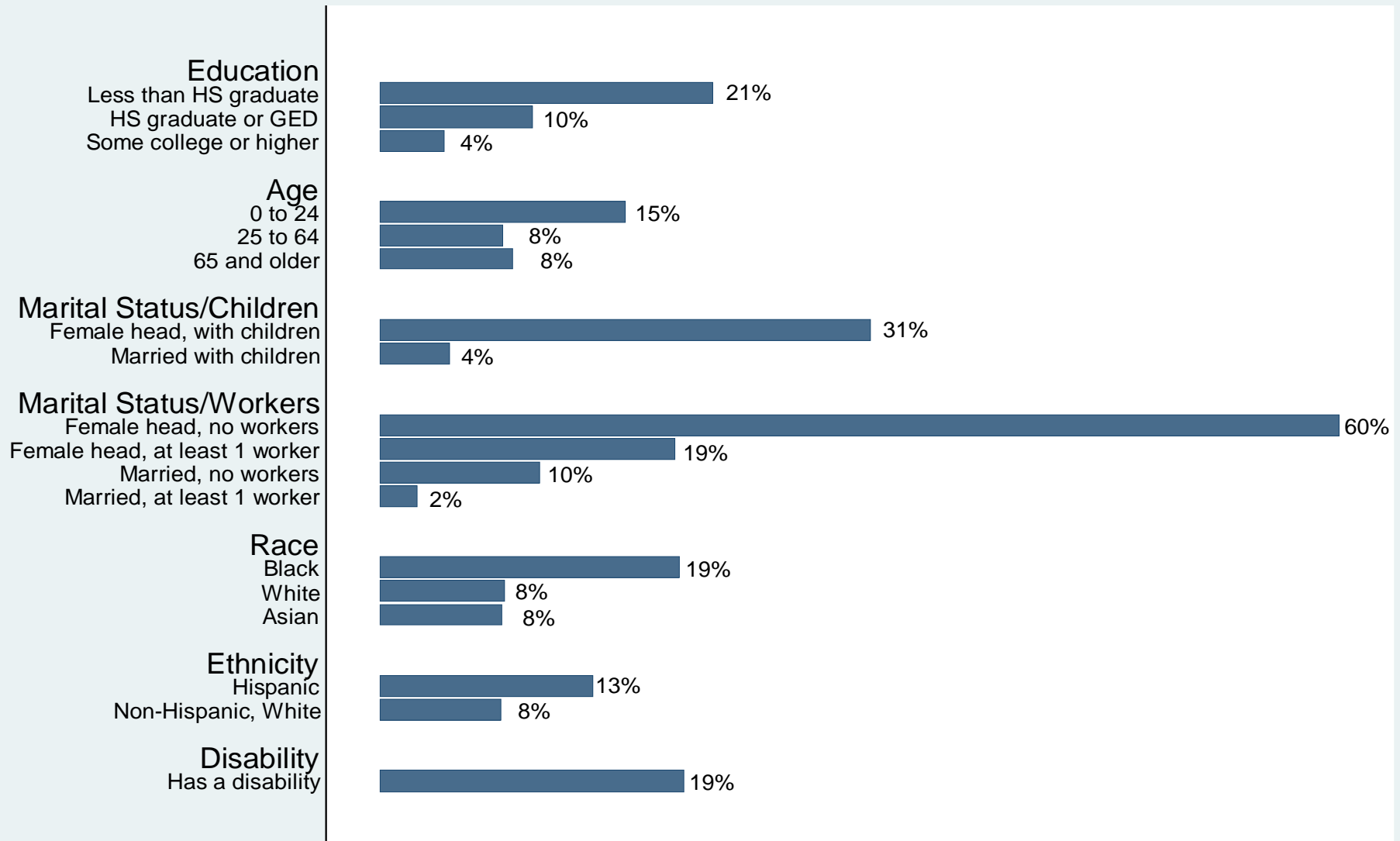
# Percent of Children Under 18 Living in One Parent Families US and Virginia 1910-2008



Source: VDSS analysis of US Census (1910-2000) and American Community Survey (2008)

Note: Excludes individuals living in group quarters and individuals currently or previously married.

# Poverty Rate in Virginia By Demographic Characteristic



Source: U.S. Census Bureau, American Community Survey, 2008

# What's the big deal...

- **Family Fragmentation has far-reaching costs on a community**
  - Estimated annual costs of family fragmentation are nearly \$2.4 billion per year in Virginia.
  - Estimated annual costs of family fragmentation are just over \$205 million per year in the City of Richmond.
  - ***BUT the LARGEST IMPACT is on our youth***

# What's the big deal? Children in **FATHER** **ABSENT** homes are



**Children of single parent or divorced couples are influenced the most. These children are:**

- Five-seven times more likely to live in poverty.
- Seven times more likely to experience teen pregnancy if the father is absent before age six.
- Six times more likely to suffer abuse.
- Three times more likely to fail in school.
- Two times more likely to engage in criminal behavior
- Two times more likely to become a victim of child abuse
- 1 ½ times more likely to experience educational, health, emotional and behavioral problems
- 1 ½ times more likely to use drugs





# Restoring Fathers to Families and Communities

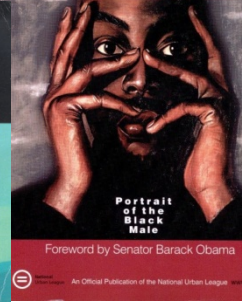


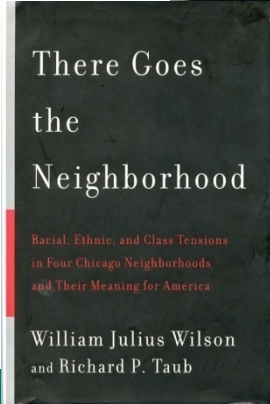
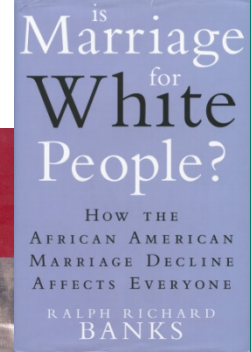



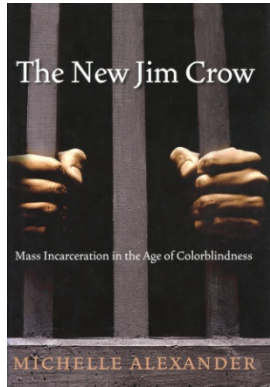
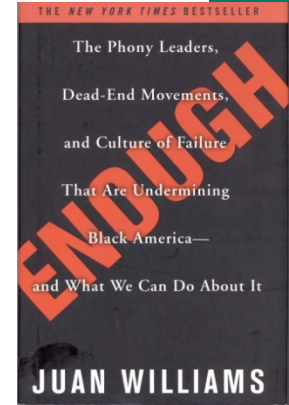



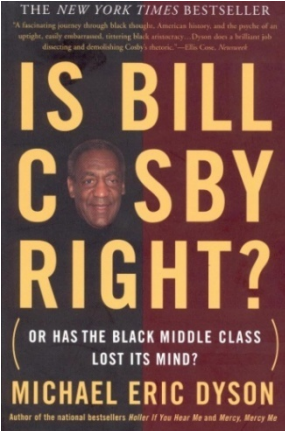

SIX  
STEPS  
for Policymakers




# What Is the Solution???

## Social Justice

## Personal Responsibility



Dad's Handbook  
A Father's Guide to Parenting



# Strategic goals



## ***First Things First Mission: Strengthening Families for a Better Community***

**First Things First** has three goals:

- To enhance the involvement fathers have with their children
- To reduce the number of pregnancies to single women
- To increase the number of marriages that are healthy and long-lasting

**Richmond Family and Fatherhood Initiative** has two goals:

- Reducing the percent of births to single mothers
- Increasing the percent of children raised in two parent households

# What are we doing?

## FTF

- *Started in 1997 as a broad coalition of clergy incorporating as CBO in 2003*
- *Affiliated with First Things First in Chattanooga in 2004, a values based CBO*
- *Program efforts based on “research informed national best practices”*
  - *Fatherhood*
    - *“Boot Camp for New Dads”* at 8 area hospital locations
    - *“All Pro Dad” for Dads* with their elementary age children
    - *“Male Teen Talk”* in two Richmond City high schools
    - *“24/7 Dad”*
    - *“Inside Out Dad”* in Jail / prison
    - *“Celebrate Fatherhood”* Awareness Events serving the Richmond Metro area around Father’s Day

# What are we doing?

## FTF

### – Healthy Relationships/ Marriage skills

- ***“Relationships Smarts”*** serving at-risk youth
- ***“It Takes Two; Keys to a Rewarding Relationship” (PREP)***
- ***“Within My/Our Reach”*** PREP for low income
- ***“When Baby Makes Three”*** at area hospitals
- ***“Pick-a-Partner”*** or ***“How to Avoid Falling for a Jerk”***
- ***LARGE Community Enrichment events***
- ***“PREPARE-ENRICH”*** Certification training for clergy or counselors and mobilizing congregations
- ***“Celebrate Marriage”*** Awareness events to honor marriage and married couples



# What are we doing?

## RFFI

- Started in 2007, local health department initiative
- Affiliated with several community partners
- Program efforts
  - Community mobilization – primarily faith community, RFFI Institute
  - Enrichment events – Resolution project
  - Partner with Camp Diva
    - Daddy/Daughter Dance – (show this video!)
  - Partner with New Jubilee Family Life Center
    - Armstrong HS Heroes and Dreams
  - Casey Family Services Grant
  - Partner with FTF
    - “Inside Out Dads” in Jail
    - “Celebrate Fatherhood” Annual Celebration to honor dads and their families

# Recommendations:



## 1. **1% SOLUTION: Require at least 1% of Virginia's TANF funds be used for Family Strengthening education:**

Several years ago we provided information that led to legislation which was approved but watered down as follows:

§ 63.2-214.1. *Marriage and family programs; funding.*

***Department of Social Services "may spend up to" one percent of all funds received through the federal Temporary Assistance for Needy Families block grant .... to fund programs that support the development of healthy marriages and the strengthening of families.***

**CHANGE TO "SHALL SPEND AT LEAST 1% ..."**

***Make Virginia the example for America.***

## 2. **Expand Commission on Youth to be Commission on Youth, Fatherhood and Families**

# The 1% Solution supports the stated goals of TANF



## TANF stands for Temporary Assistance for Needy Families.

- The TANF program, which is time limited, assists families with children when the parents or other responsible relatives cannot provide for the family's basic needs. The Federal government provides grants to States to run the TANF program. These State TANF programs are designed to accomplish **four goals**:
  - to provide assistance to needy families so that children may be cared for in their own homes or in the homes of relatives;
  - to end the dependency of needy parents on government benefits by promoting job preparation, work, and marriage;
  - to prevent and reduce the incidence of out-of-wedlock pregnancies and establish annual numerical goals for preventing and reducing the incidence of these pregnancies; and
  - to encourage the formation and maintenance of two-parent families.

**States have broad flexibility to carry out their programs.**

*Above copied right from TANF Web site: Italics and underline for emphasis*

**The 1% Solution will help Virginia accomplish the 3 goals of family strengthening above... a small cost for a GREAT outcome... Virginia could become a model for the nation through upstream prevention education!**



# IMAGINE

***Thank you for IMAGINING with us ...  
... a community with:***

- Every child being raised in a home by a committed mother and father in a healthy lasting relationship working cooperatively to raise their children
- Fathers fully engaged in the upbringing of their children

***This is a large task... but working together; government, non-profit agencies and faith communities can make a difference.***

***Questions?***

# Contact Us

- Bob Ruthazer, CFLE; Founder & Programs Director
  - Work: (804) 288-3431 Ext 13
  - Cell: (804) 402-8004
  - bob@firstthingsrichmond.org
- LeMar Bowers, FTF Fatherhood-Urban Programs Educator  
Center for Counseling and Community Affairs
  - Work: (804) 737-3917 Ext 11
- Truin Huntley, FTF Executive Director
  - Work: (804) 288-3431 Ext 12
  - 5100 Grove Ave, Richmond, VA 23226
  - [www.FirstThingsRichmond.org](http://www.FirstThingsRichmond.org)
- Donald R. Stern, M.D., M.P.H.,
  - Work: 804-205-3720

## Bios

**Bob Ruthazer, a Certified Family Life Educator, is the Founder and Program Director of First Things First of Greater Richmond**, a non-profit “strengthening families for a better community.” He oversees educational programs for healthy relationships/marriage, fatherhood and youth relationship skills.

He is a regular presenter at the national SmartMarriages Conference and is certified instructor and trainer for many national programs including *PREP*, *PAIRS*, *PREPARE-ENRICH*, *FOCCUS*, *Within My Reach*, *How PICK a Partner*, and *Boot Camp for New Dads*. He also serves St. Giles Presbyterian Church as part time Family Life Educator coordinating Family Strengthening activities.

Bob and Dianne, his wife of 34 years, are passionately working to strengthen families through education, enrichment and awareness in our community.

**Donald R. Stern, M.D., M.P.H.** Director, Richmond City Health District, with the Virginia Department of Health since 2006. Dr. Stern has 32 years of public health experience, having worked in several roles in VDH including Acting State Health Commissioner.

Dr Stern has been a leader in fatherhood and family issues in Richmond City and Virginia. He currently Chairs the Richmond Campaign to Prevent Teen Pregnancy, is chair of the Richmond Healthy Start Initiative (an infant mortality preventive initiative) and he is Chair of the Richmond Family and Fatherhood Initiatives (RFFI) Core Team (Board), a program that emanates from the Richmond City Health Department that is focused on reducing births to single women and increasing the percent of children being raised in two parent homes by focusing on fatherhood related issues. The vision of the RFFI is “Richmond: A City with healthy and safe families where mothers and fathers work together to raise their children”, and the mission is “Strengthening Richmond’s families through a collaborative effort to promote healthy parenting, strong relationships and fatherhood skills.”

Dr. Stern provided leadership for the Virginia Department of Health Fatherhood Campaign in the early 90s and is widely recognized as a leader and advocate for fathers & families. Dr. Stern is married to Debbie and have worked cooperatively for 32 years raising their 5 children.

**LeMar A. Bowers, BA** *President and CEO* The Center for Counseling and Community Affairs and Fatherhood & Urban Programs Instructor for First Things First of Greater Richmond

LeMar Bowers has extensive counseling and community service experience with at-risk families in the Richmond area. He has been advising First Things First and instructing many of the Fatherhood and Relationship Skills programs serving Urban and minority populations in Richmond City and surrounding communities. LeMar is married to Melanie for 12 years and they have three growing children.

**WRIC TV8 Video on Male Teen Talk:**

<http://www.wric.com/global/Category.asp?c=190525&autoStart=true&topVideoCatNo=default&clipId=8445556#.USayC82fNk4.facebook>